

Mystery tour?

Close one eye and tilt this image.

Let's

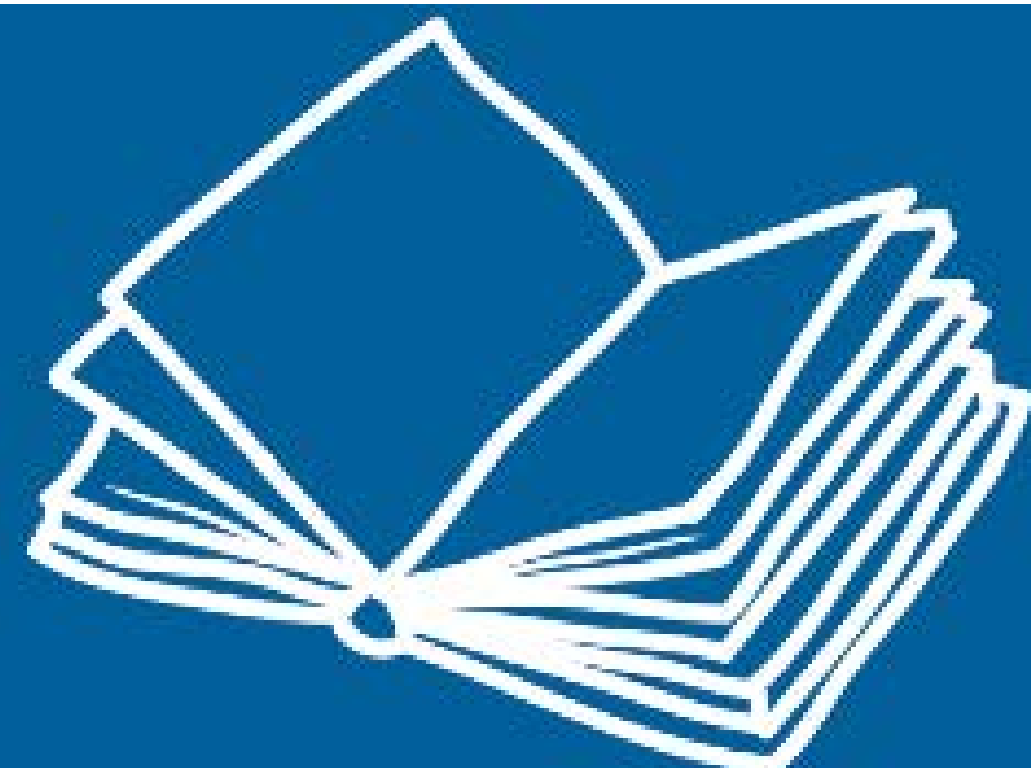


Go!



Instructions:

- 1. Help Sheriff Rupert reveal the identity of who the Midnight Body Snatcher who was stealing bodies from the graveyard was. The sheriff is willing to give a prize to anyone who can solve these challenges and reveal the true criminal!**
- 2. Follow the maps to find the location of your clue.**
- 3. Solve the clue and eliminate one option from the list above**
- 4. At each stop you will engage with more puzzles and clues.**
- 5. At the end of your adventure your last remaining items will reveal the final secrets of the mystery.**





Jewellery:



Gold medal



Silver chain



Crystal skull



Pair of earrings

Suspects:

Shirt Colour:
Yellow Blue

Brown Black



Hamish Larson



Henry Thomas



Harris Kinney



Douglas MacGregor



Fergus Cargill

1.

3 8 1 13 16 9 15 1

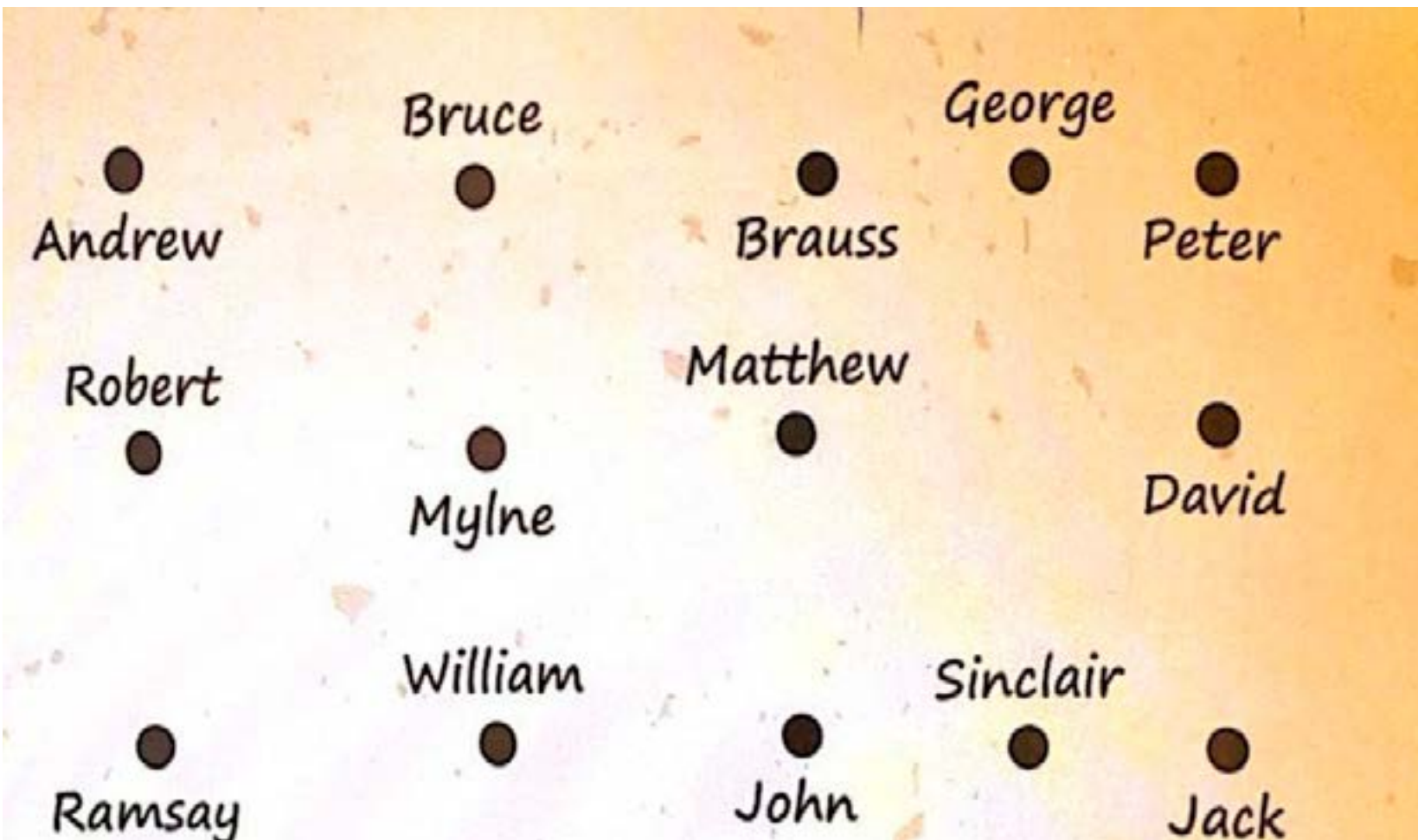
2.




3.



4.



5.



6.

7.



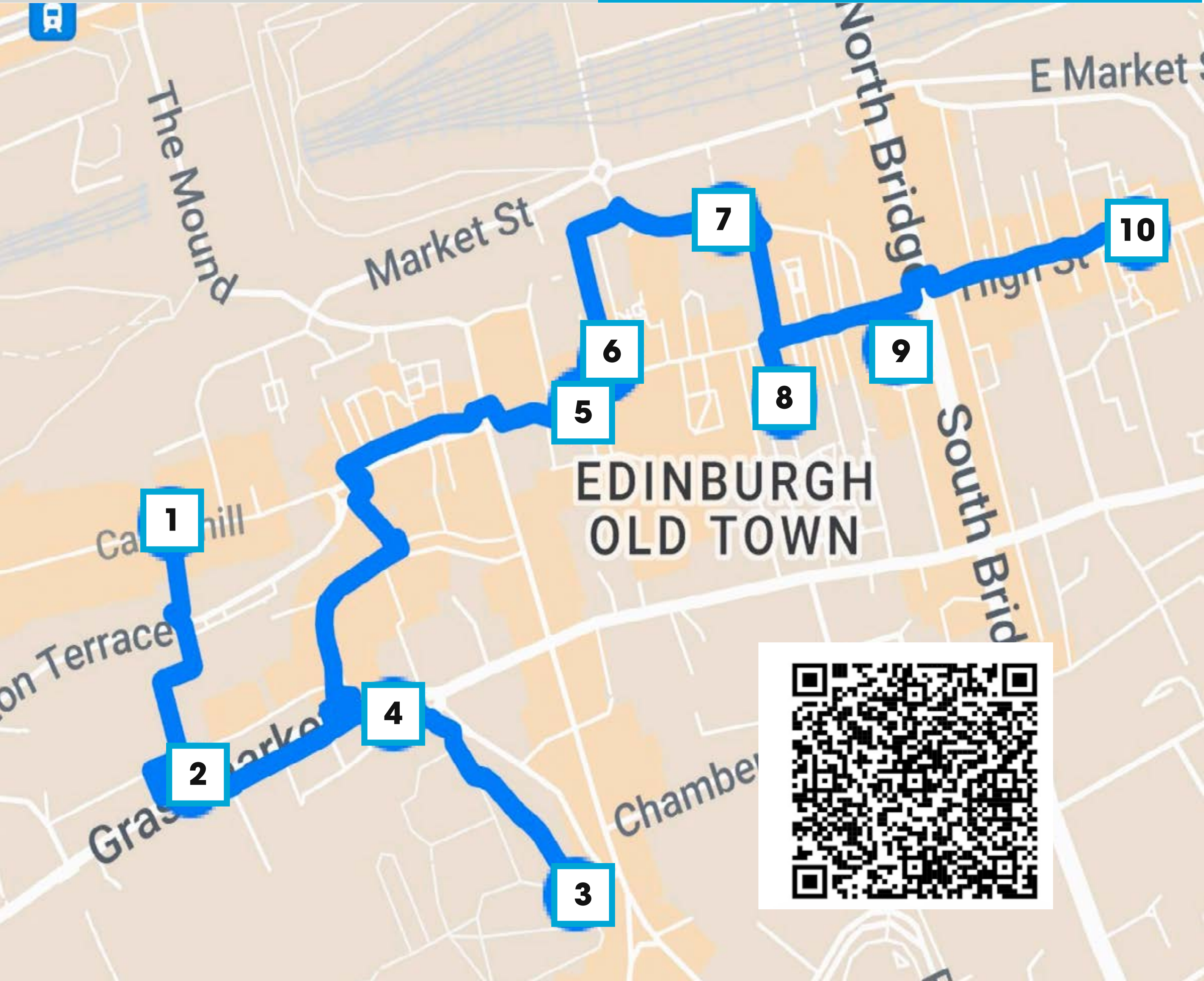
8.

9.

$(\text{fruit 1} + \text{fruit 2}) - \text{fruit 3} = ?$

10.





- 1** WITCHES WELL
- 2** GRASSMARKET
- 3** GREYFRIARS BOBBIE
- 4** GRASSMARKET
- 5** THE HEART OF MIDLOTHIAN
- 6** ADVOCATES CLOSE

- 7** COCKBURN ST. PLAQUE
- 8** OLD ASSEMBLY CLOSE
- 9** HUNTER'S SQUARE
- 10** HOUSE OF JOHN KNOX



COACH DROP OFF / PICK UP



TOILET POINT



Find your clue close to witches well, where an angel holds the time. Match the numbers to the letter, to spell out a word, and rule out a jewellery from the crime.



3 8 1 13 16 9 15 14

FAST FACTS

WHEN? WHAT?

You'll see a small fountain known as the 'Witches' Well'.

This is the spot where hundreds stood accused of witchcraft.

One of these witches was Agnes Sampson. It was said that she summoned a violent storm to engulf the King's ship.


James VI recorded stories of these witches which then acted as inspiration for Shakespeare's Macbeth

Directions!

Your starting point is the large open area in front of Edinburgh Castle. If you are facing Castle Hill then the first clue is before the first shop on your right.

Elimination time!

Eliminate the jewellery in the answer sheet attached using the word from the task above.



FAST FACTS

WHEN? WHAT?

If you look above Grassmarket you will see Edinburgh Castle.

This castle is on the summit of an extinct volcano.

The Castle was once a prison which held lots of inmates from French revolutionaries, Americans from the War of Independence and even Caribbean pirates.

In 1811 49 prisoners chiselled a hole through the castle wall and descended Castle Rock on a washing line.

In 1799 one inmate hid himself in a carty of poo, but he was caught.

Directions:

With the Castle to your back, take the right stairs on Castle Wynd N and cross over Johnston Terrace to carry on the stairs of Castle Wynd S.

Follow Castle Wynd and then turn right onto Grassmarket. The next clue is in this area.

Find the site of the old Flodden Wall, which hides behind a seat. Match the numbers to letters, to create two words, and discover a colour to delete.

0	1	2	3	4	5	6	7	8	9
E	B	O	Y	S	A	K	U	L	T



Elimination time!

Eliminate this colour in the answer sheet attached using the clue from the task above.



Directions:

Cross over Grassmarket and with the castle on your left walk down the right hand side of the street.

Continue on the main road and up the hill which becomes Candlemaker Row until you reach the entrance to the graveyard. Your next clue is in the middle of the island on the road.

Make sure you cross at traffic light!

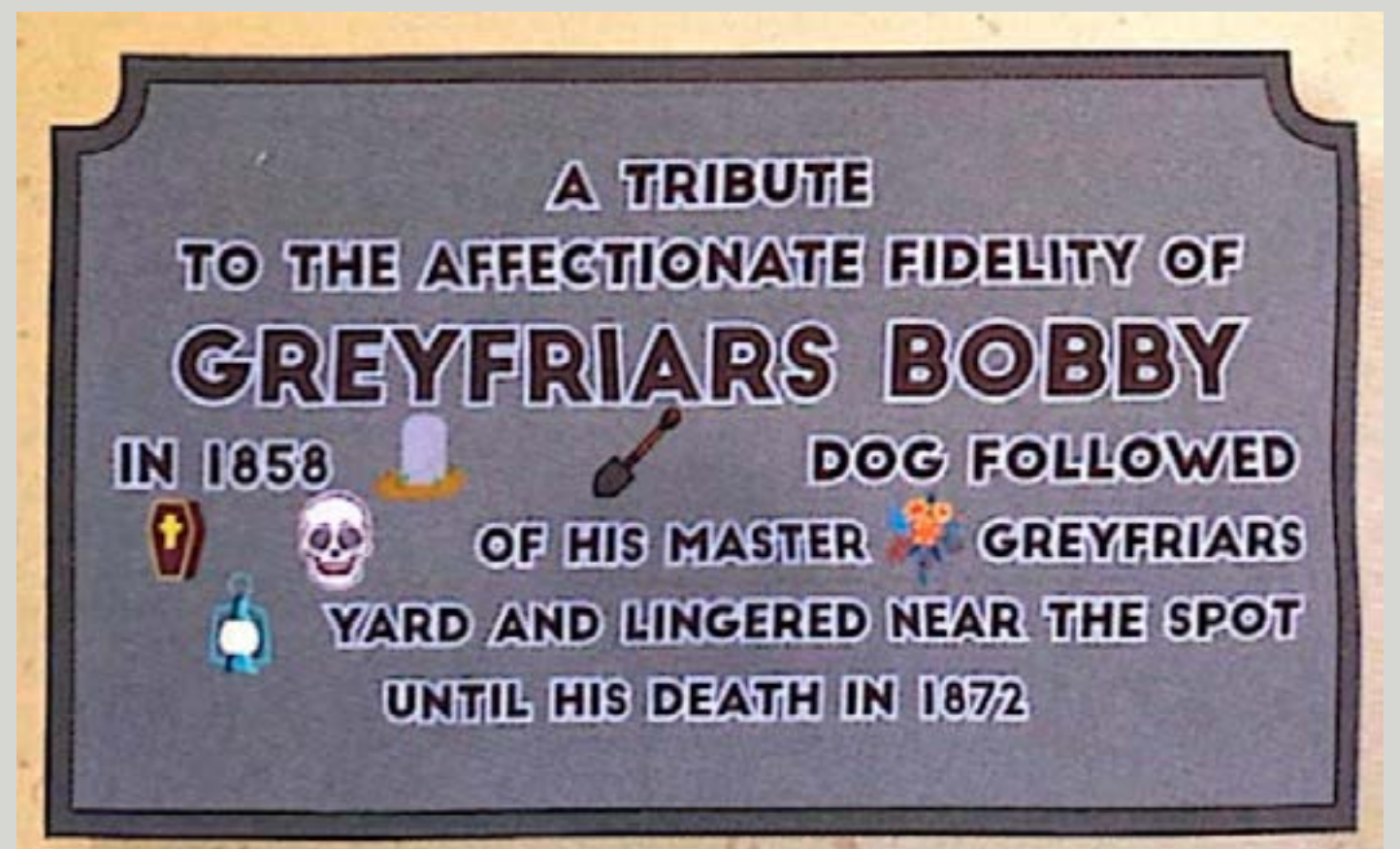
WHEN? WHAT?

'Greyfriars Bobby' was the local companion of John Gray, a night-watch police constable who would patrol with his terrier by his side.

When Gray died in 1858 Bobby would guard his grave day and night. The locals built Bobby a small shelter where he stayed for 14 years until Bobby died. Bobby is buried in the same cemetery and his headstone says 'Let his loyalty and devotion be a lesson to us all.'



Find a plaque, below a dog, near the graveyard where bodysnatching began. Use the coded symbols, to put the words in order, and eliminate an innocent man.



Spell out this message:



Elimination time!

Eliminate a suspect in the answer sheet attached using the clues from the task above

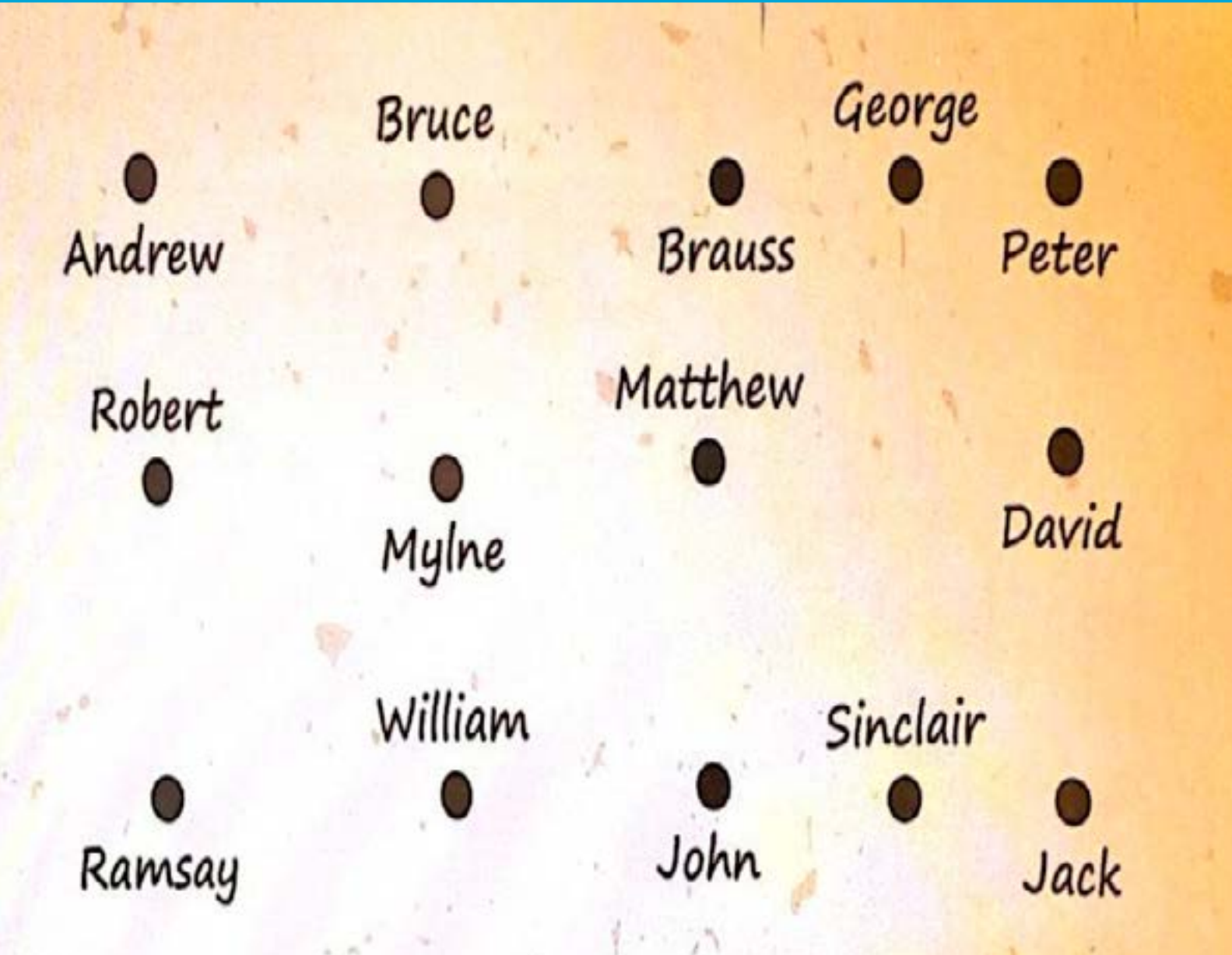




Directions:

Head back up Candlemaker Row the way you have just come from. At the roundabout stay on the left and take the first exit at the roundabout.

When you reach Grassmarket street cross over onto the right hand side and search the area at the end of the road.



Find five men, lying in front, of a place to fill a bucket or can. Link the first name and surname with and hand drawn line, to get the initial of an innocent man.

WHEN? WHAT?

The graveyard we just came from is the main graveyard in Edinburgh.

In 1800 Edinburgh was an important centre for the study of anatomy. But strict laws meant that it was difficult to acquire bodies to work on.

This led to a boom in graverobbers who would dig up freshly buried corpses and sell them to medical schools.


Elimination time!

Eliminate a suspect in the answer sheet attached linked to the initials from the task above



Your first clue, is held close to the heart, By a set of 6 deer from a herd. Count the total of each symbol, found on the shields, to spell out a 6-letter word.

T	A	U	J	W	B	I	O	N
1	2	3	4	5	6	7	8	9



Count both 5 and 6 pointed stars

Directions:

With Grassmarket behind you turn left onto W Bow and walk up that street. After it veers right and turns into Victoria Street turn left onto Upper Bow. Then turn right and walk down Lawnmarket and keep going until you reach Parliament Square.

Elimination time!

Eliminate a colour, from the answer sheet above.

This brickwork heart mosaic marks the spot where the entrance to The old Toothbrush Prison once stood.


This was a jail with a reputation for brutality.

DO NOT SPIT ON THE GROUND!

You may see people Spitting on this heart for good luck. This tradition was started by released prisoners who would spit on the prison doorstep on their way out.



Find a plaque in Advocate's close, it really can't be missed. Place the jobs in the order, that they appear in the text, to eliminate a colour from your list.



WHEN? WHAT?

To the east of this spot, underground, there is a labyrinth of narrow medieval streets known as Mary King's Close.

In 1644 it was sealed off to stop the spread of a deadly plague which left some residents trapped inside.

The streets were reopened hundreds of years later to find the original shops, houses and artifacts completely preserved.

Directions:

Cross over to the left hand side of parliament Square with the Cathedral to your right. The Advocates Close is the first inlet on the left. The clue is at the entrance.

Elimination time!

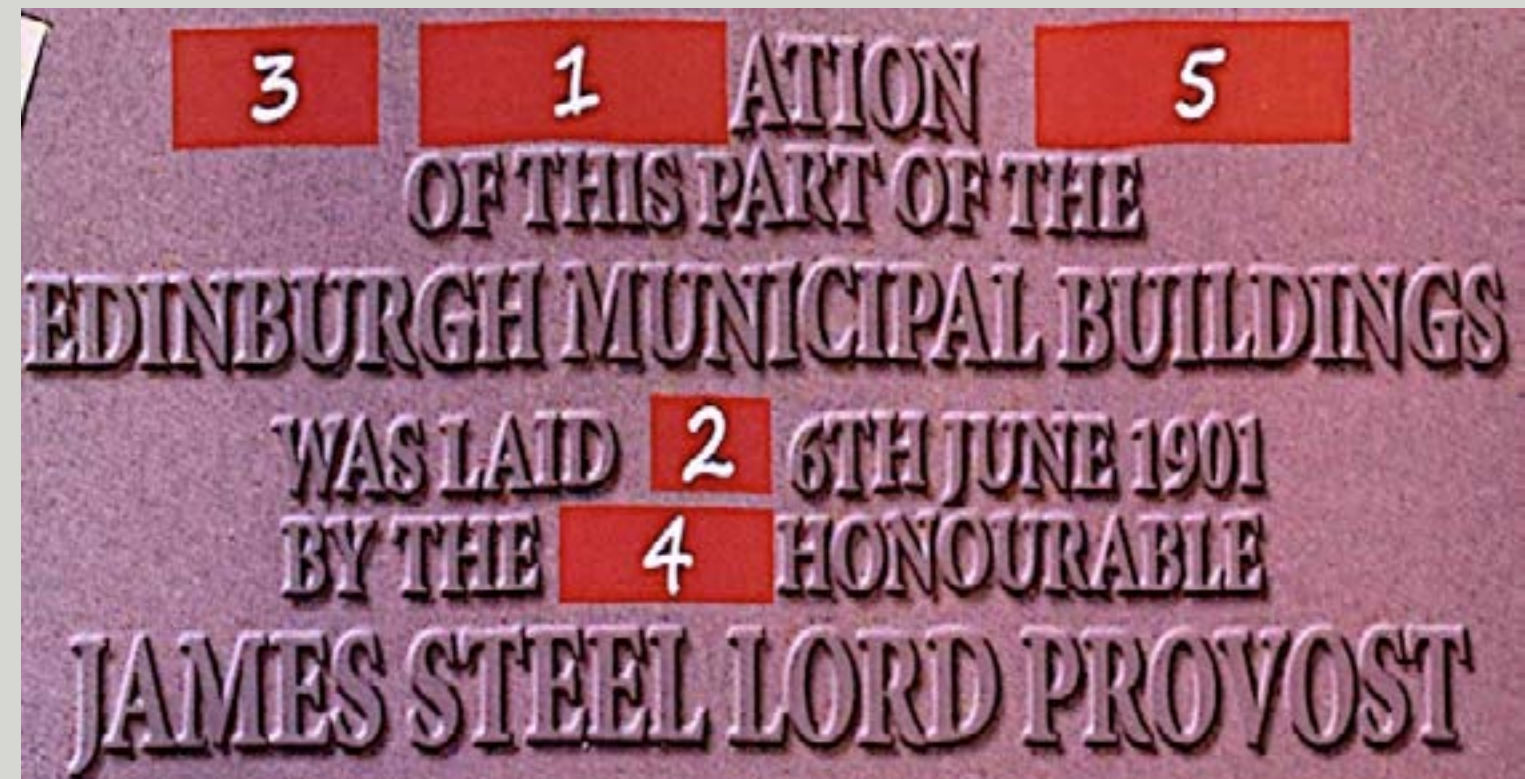
Eliminate a colour, from the answer sheet above.

7

COCKBURN ST. PLAQUE



Use this message to find something in the main image!



WHEN? WHAT?

Up above 30 Cockburn Street you will see the old lettering of Edinburgh's famous newspaper 'The Scotsman' which covered the city's most famous events.

However, in 1829 it was the paper's co-founder, Charles Maclaren, who was the headline news. He challenged a rival editor to an old fashioned duel. Luckily neither were hurt.


Directions:

Walk up Advocate's Close which should end in Cockburn Street. Search the right hand side of the street for the clue.

Elimination time!

Eliminate some jewellery from the main image on the answer sheet attached by using the message of the sentence to link to something in the image.

Tis now time for a natural drink, at a place where villains dwell. To eliminate a suspect from this crime, find two things that damaged the well.



Elimination time!

The two items give you the initials of a suspect to eliminate from the answer sheet attached.

Directions:

Continue up the hill on Cockburn Street and turn right up the steps into Anchor Close.

Look for the next clue when you exit the alley.



In Hunter Square you seek some fruit, Below 'The Scottish Vine'. Place them in the order they appear in the text.

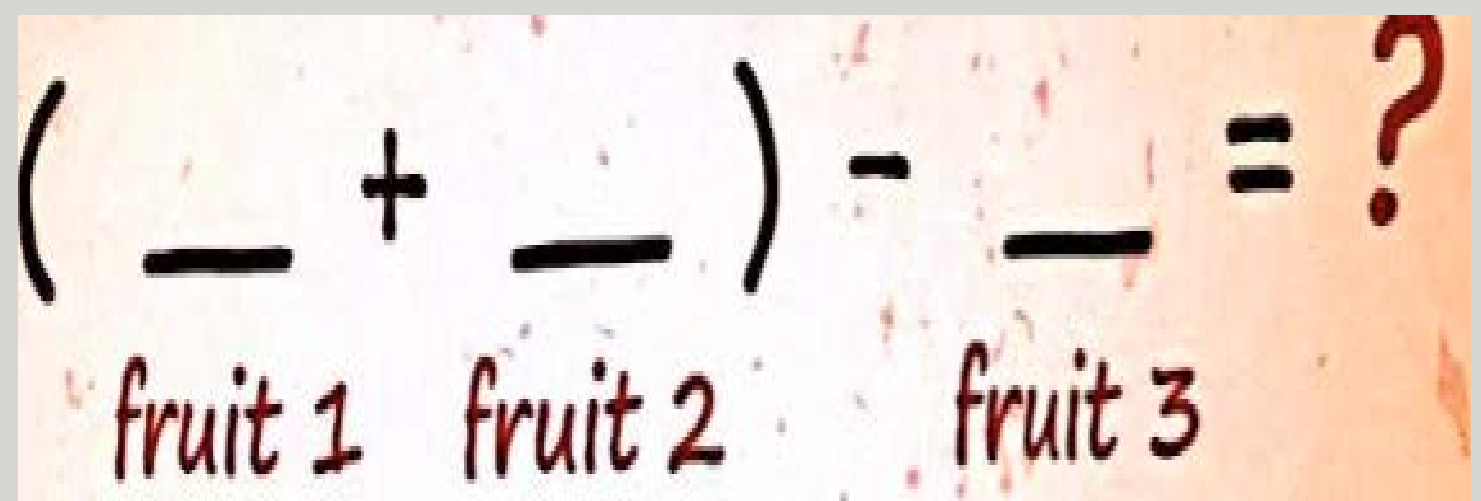
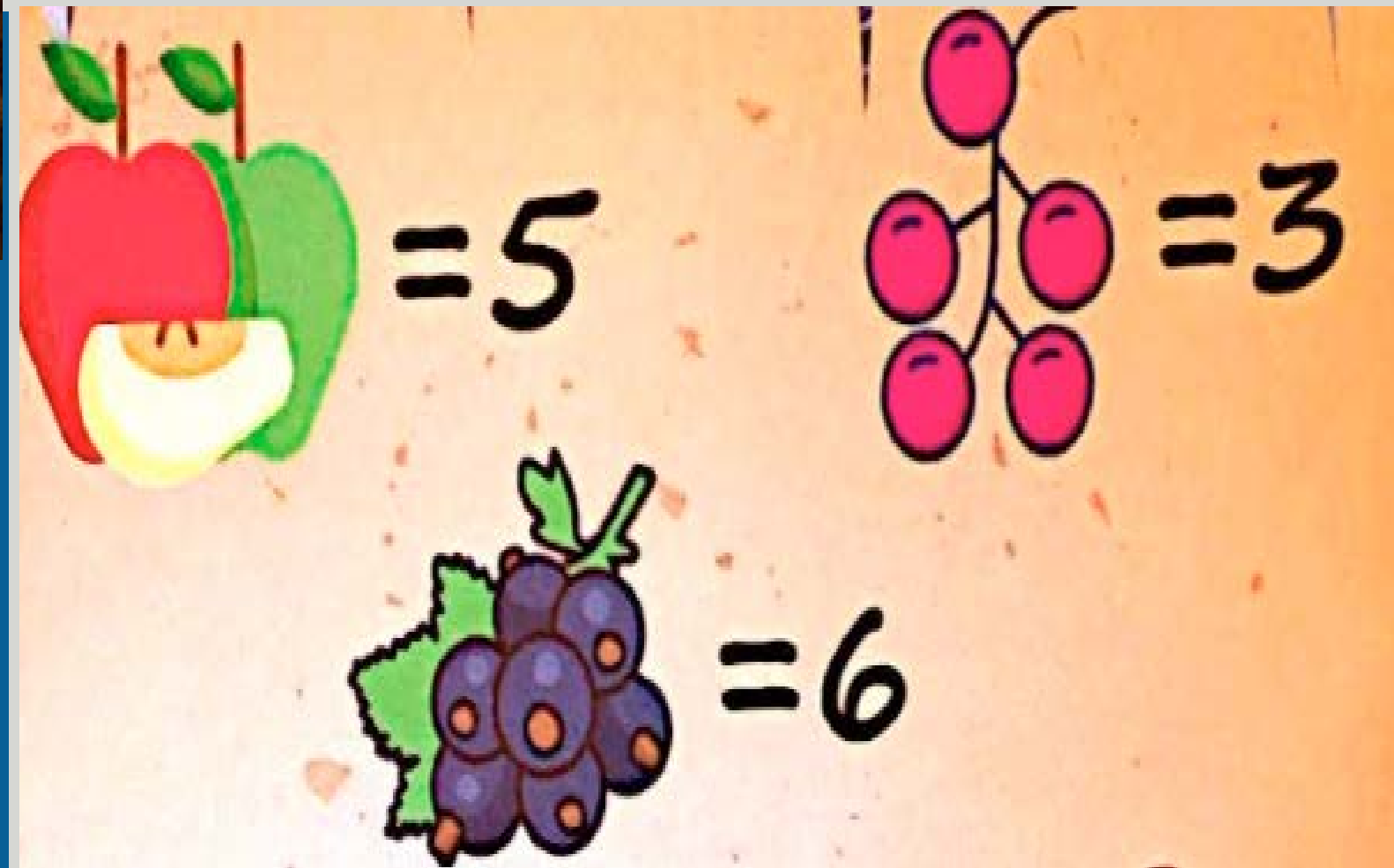
WHEN? WHAT?

Below you lie the Edinburgh Vaults. These are a dark network of underground chambers once used as storage space for tradesmen.

By the 1820s the damp conditions meant that the vaults were abandoned and were taken over by the criminal underworld. With clubs, bars and casinos!

Directions:

Turn left and continue along the High Street until you reach Hunter Square on your right. Carry on and the next clue is in this area.




Elimination time!

Eliminate some jewellery from the answer sheet attached by using the number to correspond to the item on the answer sheet.



Your final clue, is at the home, of the famous reformer John Know. Exchange the letters, on the face of the sun, for the crime to be unlocked.



FAST FACTS

WHEN? WHAT?

This house was once the resident of John Know who is often confused with the surgeon Dr John Knox.

Dr John Know was accused of buying stolen corpses from Graveyards. However he denied this. He very luckily escaped prison however his house was attacked by an angry mob which was convinced of his guilt.

Directions:

From Hunter Square turn left into South Bridge and then right onto The Royal Mile (High Street).

Cross over beforehand and walk on the left side of the street. When you have passed Paisley Close, the 4th inlet on your left, the clue will be somewhere in this area.

Elimination time!

Eliminate a suspect from the answer sheet attached using the word from the task above.

R

REVEAL!



This painting, holds the secret of it all.

When you are ready ask you activity leader to show you the villain. The villain should be wearing your remaining coloured shirt with your remaining jewellery!

Behind the painting the identity of the criminal is revealed!

